

PALM SUNDAY

GRADES
K-6

Printable *Bible-Based* Lesson Kit



M **GHTY MESSAGES**

THANK YOU

Thank you for ordering from www.TeachSundaySchool.com. We strive to offer you top notch Bible teaching tools. Feel free to contact us with any questions a marykate@teachsundayschool.com.

HOW TO PRINT

If you are having any trouble printing, here are some helpful tips:

- 1) Adobe Acrobat PDF Reader is the most universal PDF reader and comes standard on most computers. If you are having issues, check to make sure you are using a recent version of Adobe, which is available free online here.
- 2) If for any reason a page is being cut off, when you push the “print” button and the dialogue box pops up, check the box “fit”.

TERMS OF USE

The material enclosed is copyrighted. You do not have resell rights or giveaway rights to the material provided herein. Only customers that have purchased this material are authorized to view it.

Allowed:

You are able to print as many times as you would like for personal, family, or single church/school use. (Please show this to any printer you may take this to in order to prove that you are not infringing on the copyright by printing this file).

If you would like to use this file for multiple schools or churches, please email us at marykate@teachsundayschool.com for information on a bundle purchase price.

Not Allowed:

This digital file cannot be given to anyone else. In order to own a digital file, it must be purchased. This file is never to be emailed to anyone else for the purpose of giving it to them or sharing it with them. In order to own a file, it must be purchased.

Do not post this file, or images from this file on a blog, website, or anything like it for the purpose of giving it away or selling it.

Do not change this file in any way.

Do not use all or part of this file for commercial use in any way.

Anything that is not meant for the intended use of this file, which is for personal, family, or single church/school use is not allowed. We are offering this as a digital file for the convenience of our customers. Any abuse of that is not allowed.

If you feel you have obtained an unauthorized copy of this material, please email us at marykate@teachsundayschool.com.

LEGAL NOTICE

While all attempts have been made to verify information provided in this publication, neither the author nor the publisher assumes any responsibility for errors, omissions or contrary interpretation of the subject matter herein. The publisher wants to stress that the information contained herein may be subject to varying state and / or local laws or regulations. All users are advised to retain competent counsel to determine what state and / or local laws or regulations may apply to the user’s particular operation.

The purchaser or reader of this publication assumes responsibility for the use of these materials and information. Adherence to all applicable laws and regulations, federal, state and local, governing professional licensing, operation practices, and all other aspects of operation in the US or any other jurisdiction is the sole responsibility of the purchaser or reader. The publisher and author assume no responsibility or liability whatsoever on the behalf of any purchaser or reader of these materials. Any perceived slights of specific people or organizations is unintentional.

CONTENTS

| | |
|---------------------------|----|
| Lesson Overview | 4 |
| Scripture & Lesson | 5 |
| Printable Craft | 7 |
| Game | 12 |
| Coloring | 15 |
| Word Search | 16 |
| Crossword Puzzle | 17 |
| Parent Handout | 18 |
| Reference Sheet | 19 |
| Learning Lookups | 20 |
| Fill-In-The-Blank | 21 |
| Answer Key | 22 |
| Certificate of Completion | 23 |



LESSON OVERVIEW



MIGHTY MESSAGE

This Lesson on the message of Palm Sunday will help students put themselves in the disciples' shoes. It will show them that God's plans don't always go according to our plans. But faith is the key to a growing relationship with the Lord.



How to Use the Lesson Kit:

This kit includes a variety of activities that you can select from to customize your perfect lesson. We suggest beginning with the Scripture Reading & Lesson followed by the Discussion Questions. From there, feel free to mix & match the activities to build your lesson plan based on the time you have allotted and the age level/interests of your kids.



WHAT'S INCLUDED:

- Scripture Reading & Lesson
- Discussion Questions
- Printable Craft
- Game
- Coloring Page
- Wordsearch
- Crossword Puzzle
- Learning Lookups Journaling
- Parent Handout
- Quiz
- Reference Sheet
- Certificate of Completion
- Answer Page



MATERIALS LIST :

- Crayons
- Glue sticks
- Scissors
- Easter Week Events in the Bible File (game)
- Pencils or pens
- Bibles (electronic or hardcopy)



SCRIPTURE & LESSON

PASSAGE (NIV): MATTHEW 21 & LUKE 19

Read the following excerpts as shown (NIV translation), or read from your chosen Bible translation:



THE TRIUMPHAL ENTRY

From Matthew 21:

¹As they approached Jerusalem and came to Bethphage on the Mount of Olives, Jesus sent two disciples,

² saying to them, "Go to the village ahead of you, and at once you will find a donkey tied there, with her colt by her. Untie them and bring them to me.

³ If anyone says anything to you, say that the Lord needs them, and he will send them right away."

⁴ This took place to fulfill what was spoken through the prophet:

⁵ "Say to Daughter Zion,
'See, your king comes to you,
gentle and riding on a donkey,
and on a colt, the foal of a donkey.'"

⁶ The disciples went and did as Jesus had instructed them.

⁷ They brought the donkey and the colt and placed their cloaks on them for Jesus to sit on.

⁸ A very large crowd spread their cloaks on the road, while others cut branches from the trees and spread them on the road.

⁹ The crowds that went ahead of him and those that followed shouted,
"Hosanna to the Son of David!"

"Blessed is he who comes in the name of the Lord!"

"Hosanna in the highest heaven!"

Insert from Luke 19:

³⁹ Some of the Pharisees in the crowd said to Jesus, "Teacher, rebuke your disciples!"

⁴⁰ "I tell you," he replied, "if they keep quiet, the stones will cry out."

From Matthew 21:

¹⁰ When Jesus entered Jerusalem, the whole city was stirred and asked, "Who is this?"

¹¹ The crowds answered, "This is Jesus, the prophet from Nazareth in Galilee."

Questions for Children about Palm Sunday

1. There is an ancient prophecy at the beginning of the reading. It comes from Zechariah 9:9. It was written more than 500 years before Palm Sunday happened. What do you think it means when something happens that was foretold hundreds of years earlier? **God told somebody it would happen; the Holy Spirit asked them to write it down. It's called prophecy.**

2. In the part from Luke, the religious leaders of the day told Jesus to “rebuke people” for quoting the same 500-year-old prophecy about him being the Messiah. “Rebuke” means to correct them and tell them they are wrong. He refused and said that if the people didn’t say it, the rocks and stones would declare that he was the prophecy’s fulfillment. Why would the religious leaders be unhappy to see the real Messiah, instead of happy? (Note: These religious leaders are BAD GUYS.) **Because it would take the power and attention away from them.**

3. We celebrate Palm Sunday because people were finally starting to recognize the importance of Jesus. There were other prophets of the day who were performing a few miracles here and there. What made Jesus different? **Jesus performed lots of miracles—hundreds, according to the Book of John. He was a great teacher and prophet as well.**



TEACHER’S MIGHTY MESSAGE

Did you know that even Jesus’ disciples thought that Jesus would rule Israel and they would rule with him? Mark 10:35-45 tells us that on their way to Palm Sunday, the disciples got in an argument about who would sit at Jesus’ left and right once he reigned.

They thought they would be the royal court of a king of Israel. It is a great dream to be in a royal court. It is a great dream to help a king rule, especially one whose coming had been predicted more than 300 times in the Old Testament.

Their dream was to be royal. Their dream was to be live in great abundance. Their dream was to be famous. Their dream was to be in a position of power.

We would all like things like this.

Then Jesus was killed a week later. Then he was resurrected. Then - 40 days later - he was taken up to heaven. They were left down here to preach the gospel to stubborn people, most of whom would not believe, and would chase them around and be really mean. What kind of a deal IS that?

It’s as if all their dreams were not working out! But here’s two things about God: (1) He is usually surprising to us small humans. (2) His ways are better and his dreams are bigger if you can hang in there with your faith!

The disciples thought it would be awesome to rule Israel for 40-some years. Jesus thought it would be awesome for them to rule for all eternity, forever and ever.

They thought it would be awesome if everyone in Israel knew who they were. Jesus thought it would be awesome for them to be known by all of mankind for hundreds and thousands of years.

They thought it would be awesome to have comforts, having rooms in a palace. God thought it would be awesome for them to have streets of gold and to never shed a tear ever again.

Because we’re human we can only see a little bit. We get disappointed when we can’t see a big picture. But that doesn’t mean our treasure isn’t close by, almost right in front of us.

Let’s remember on Palm Sunday that, like the disciples, we will have disappointments. But they are short-lived. Jesus is coming. And our rewards for following him will be better than we ever imagined.



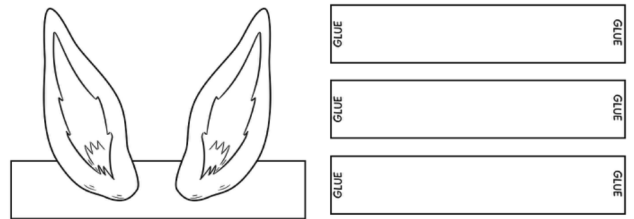
DONKEY EARS

Unlike the horse, which represents, strength, honor, and wealth, the donkey tends to represent humility, service, and long-suffering. These are qualities Jesus has called us to in our life of ministry for him. It's not surprising that Jesus rode a donkey during the triumphal entry into Jerusalem, because he spent his whole life teaching people to be humble and made low instead of pursuing wealth or fame.



PREPARATION:

1. Print out a copy of the printable craft for each student.





MATERIALS:

- Donkey Ears Printable Craft
- Cardstock
- Coloring Utensils
- Scissors
- Glue sticks



INSTRUCTIONS:

1. Color in the images as desired
2. Cut out Donkey Ears and additional headband pieces
3. Paste the headband pieces onto either side of the Donkey Ears Pieces
4. Try headband around the head of each student and trim to fit
5. Glue pieces together to form circle



CONCLUSION:

The people of Israel expected Jesus to arrive as a king. They thought he would come in with glory and honor, to redeem the kingdom, and put things as they were. This was not God's plan. God wanted the people of Israel to know that there were more important things than glory and honor on earth. He wanted us to know that qualities like humility and service were the most revered qualities in heaven. This is why Jesus made his triumphal entry on a lowly donkey instead of a regal horse. What does humility mean to you? Whom have you served today? Put on these donkey ears and think about how you can be of humble service like Jesus.



GLUE

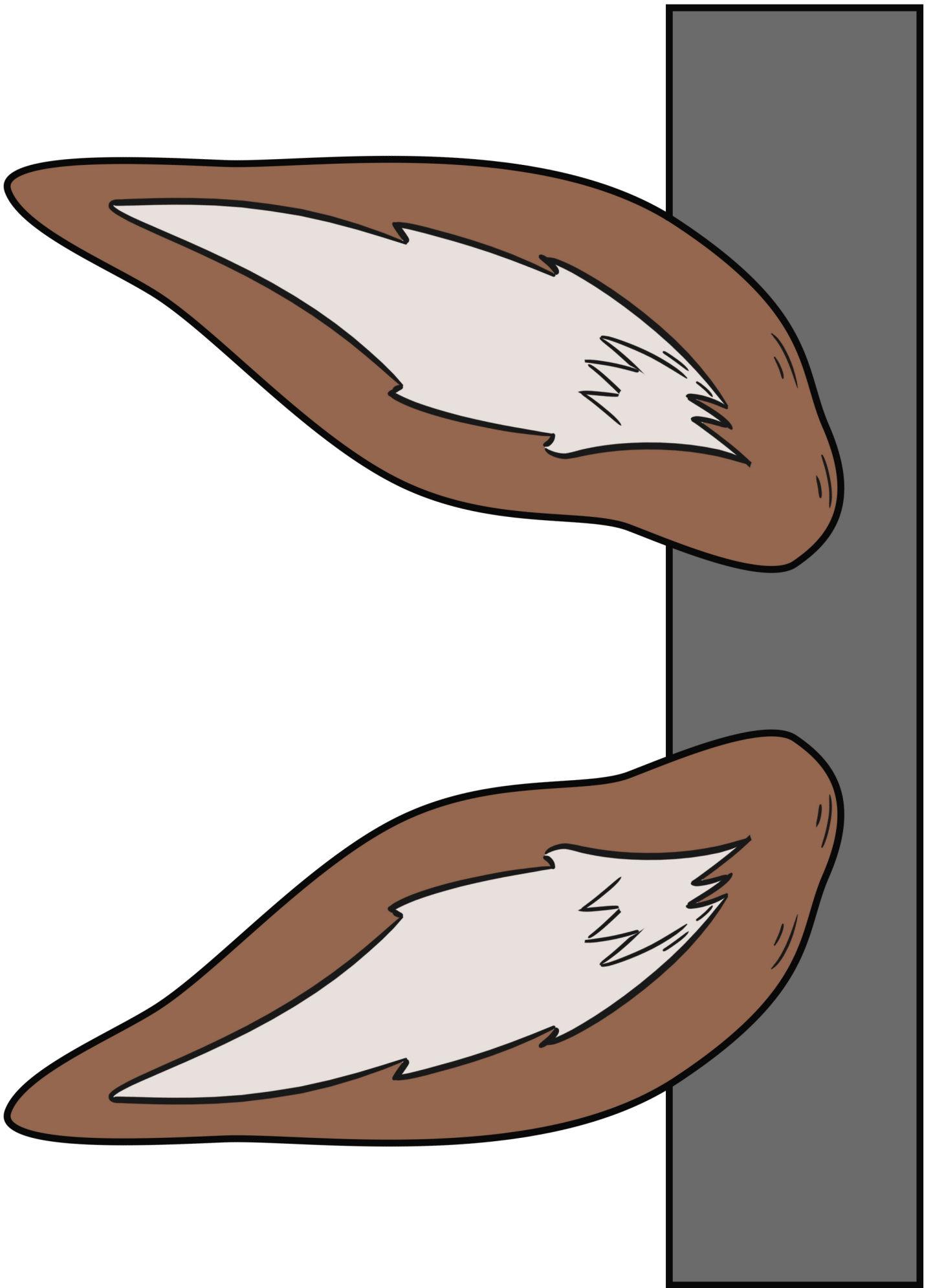
GLUE

GLUE

GLUE

GLUE

GLUE



GLUE

GLUE

GLUE

GLUE

GLUE

GLUE

EASTER WEEK IN ORDER

Here's a great memorization game covering the events of Easter Week, with all the events spelled out for you to share. It's also a game demonstrating what it feels like to not know where God is taking you! As the apostles did during Easter Week, your students will learn that it's all good when it's in God's hands.



MATERIALS:

- Palm Sunday Game Cards
- Two blindfolds
- Scissors
- Scotch tape



PREPARATION:

1. Print out two copies of the game cards and cut them out.
2. Place each set at opposite ends of the learning table.

Introduction:

We just talked about how the disciples were confused about their plans for being super-important and super-rich. We can also become confused about our own futures, even when we are relying on God. But we need persistence, as this game will show.



INSTRUCTIONS:

1. Divide the class into two teams.
2. Start with the pieces in order on each table. Make sure students understand what happened in each part of Easter Week by reading the cards with them.
3. Scramble the cards.
4. Have each team blindfold one of its members — perhaps the member that is not the best reader.
5. The blindfolded student is going to put the cards in order on the table, one event under the other.

Conclusion:

Like Jesus' disciples, we can often feel like we don't know what's coming next, and this game was a great reminder. The blind person couldn't see the cards. So he had to listen for some voice of authority, even though there were distractions.

As we go through life, let us remember that God has a plan that is bigger and better than ours! Just like he had during all the events of Easter Week! Let's remember to listen for the voice of God in our hearts to lead us into God's triumphs.



1: PALM SUNDAY

Jesus rode into Jerusalem on a donkey, and many people put palm branches down for the donkey to walk on as a show of respect for Jesus. Many people thought he was the Messiah, coming to rule Israel.



2: RELIGIOUS LEADERS PLOT TO KILL JESUS

Jesus was a threat to the religious leaders because he performed miracles and had lots of people believing in him. They wanted the people to keep paying attention to them, so they plotted to kill him.



3: LAST SUPPER

On Thursday night, Jesus sat down with his disciples to have Passover dinner. He broke bread and said it was a symbol of his body. Then, he blessed wine and said it was a symbol of his blood. He told the disciples he would be murdered and would rise on the third day, and his body and blood were a sacrifice for sins.



4: THE ARREST

After supper, Jesus and the disciples went into the Garden of Gethsemane to pray. The disciples fell asleep! Jesus prayed, and the soldiers came to arrest him after he was betrayed by his disciple Judas.



5: THE TRIAL

Starting that night, Jesus faced Annas, Caiaphas, and Pontius Pilate. Pontius Pilate agreed to crucify Jesus between two rebels because the crowd demanded it.




6: THE CRUCIFIXION

Jesus was crucified Friday at noon. He lived on the cross for three hours, then said to the Father, "Into your hands I commit my spirit." And he died. There was an eclipse, an earthquake, and the very thick curtain inside the Temple was ripped in two.



7: THE RESURRECTION

Some of Jesus' disciples, Mary Magdalene, and a few other believers saw the empty tomb on Sunday morning. Some saw angels who said, "He is not here; he is risen." Over the next 40 days, 500 people saw the arisen Jesus.



LUKE 22:14-34 At the Passover supper, Jesus proclaimed the New Covenant, as well as his betrayal and Peter's denial.




WORD SEARCH

Lots of people were there when Jesus came into Jerusalem on a donkey. But his disciples were the ones with the most hope. Let's use this puzzle as an opportunity to learn their names. Sometimes in the gospels, they are referred to by slightly different names:

Sometimes Peter was called Simon Peter. Sometimes Thaddeus was called Judas, NOT Iscariot.

James the Less is a church nickname; he is also as James son of Alphaeus. All other names are taken from all three gospels that mention them by name, and they also include Matthias, who replaced Judas after he betrayed the Lord. Find them in the puzzle below.



Words to Find:

PETER
JAMES
JOHN
ANDREW

PHILIP
SIMON
JAMESTHELESS
THOMAS


JUDAS
MATTHEW
BARTHOLOMEW
THADDEUS

MATTHIAS



CROSSWORD PUZZLE

Use your At-A-Glance Sheet, All The Events of Holy Week, to fill in the answers to the crossword below.



Across

- 1. Jesus rode into Jerusalem on this
- 3. Jesus was a threat to religious leaders because he performed these
- 9. Hour when the crucifixion began
- 10. Day of the week of the resurrection
- 12. This many hundreds of people saw the arisen Christ

Down

- 2. Many people on Palm Sunday thought Jesus was this, coming to rule Israel
- 3. The religious leaders plotted to have this done to Jesus
- 5. The Jewish holiday meal Jesus and the disciples were celebrating at the Last Supper
- 6. Garden where Jesus and the disciples went to pray
- 7. First of the religious leaders Jesus faced as part of his trial
- 11. Some saw these creatures at the vacated tomb
- 12. Day Jesus was crucified



PARENT HANDOUT



Scriptures to Read: Genesis 1:1-10



This Week We Learned About ...

...Palm Sunday, which helped students put themselves in the disciples' shoes. It showed them how we can miscalculate on what God is up to. But God is always in charge, no matter what, and he's got better ideas than we do—even better than the disciples! So trust him!



✓ Questions for Kids:

1. What animal did Jesus ask the disciples to bring him? **A. A Donkey**
2. What did the place on the animal for Jesus to sit on? **Their cloaks**
3. What important word did the people shout at Jesus as he rode by? **A. Hosanna**

✓ Dinner Table Discussion:

What do you think the disciples were thinking when they saw the crowds worshiping Jesus? Discuss your thoughts.

Think of a time when you thought the things would go one way but they turned out completely different. What happened? How did you feel? Can you think of any ways you saw God working in the end result?

Scripture Notes (tuck in lunchboxes, tape to mirrors, etc.):



*This took place to fulfill what was spoken through the prophet:
"Say to Daughter Zion,
"See, your king comes to you,
gentle and riding on a donkey,
and on a colt, the foal of a donkey."
Matthew 21:4-5*



*"For I know the plans I have for you," declares the Lord, "plans to prosper you and not to harm you, plans to give you hope and a future."
Jeremiah 29:11*



*Trust in the LORD with all your heart and lean not on your own understanding. In all your ways acknowledge him, and he will make your paths straight.
Proverbs 3:5-6*



AT A GLANCE: ALL THE EVENTS OF HOLY WEEK

There are SEVEN main events in Holy Week, or the week between Palm Sunday and Easter. Learn them all by studying below!

1

Palm Sunday: Jesus rode into Jerusalem on a donkey, and many people put palm branches down for the donkey to walk on as a show of respect for Jesus. Many people thought he was the Messiah, coming to rule Israel.

2

Religious Leaders Plot to Kill Jesus: Jesus was a threat to the religious leaders because he performed miracles and had lots of people believing in him. They wanted the people to keep believing them, so they plotted to have him murdered.

3

Last Supper: On Thursday night, Jesus sat down with his disciples to have Passover dinner. He broke bread and said it was a symbol of his body. Then, he blessed wine and said it was a symbol of his blood. He told the disciples he would be murdered and would rise on the third day, and his body and blood were a sacrifice for sins.

4

The Arrest: After supper, Jesus and the disciples went into the Garden of Gethsemane to pray. The disciples fell asleep! Jesus prayed, and the soldiers came to arrest him after he was betrayed by his disciple Judas.

5

The Trial: Starting that night, Jesus faced, Annas, Caiaphas, and Pontius Pilate. Pontius Pilate agreed to crucify Jesus between two rebels because the crowd demanded it.

6

The Crucifixion: Jesus was crucified Friday at noon. He lived on the cross for three hours, then said to the Father, "Into your hands I commit my spirit." And he died. There was an eclipse, an earthquake, and the very thick curtain inside the Temple was ripped in two.

7

The Resurrection: Some of Jesus' disciples, Mary Magdalene, and a few other believers saw the empty tomb on Sunday morning. Some saw angels who said, "He is not here; he is risen." Over the next 40 days, 500 people saw the arisen Jesus.



**LEARNING
LOOKUPS**



**PALM
SUNDAY**

Lookup: Look up Matthew 26:50-56. Write down the last sentence.

Lookup: Look up John 21:1-17. Write down the last sentence.

Question: People can misunderstand Jesus and he forgives them. The first verse shows that. They only have to love him. How do we show that we love Jesus? What does the term “feed my sheep” or “lambs” mean?

Create a prayer below. Speak to God and write it. Ask God to help you to truly love him, using your own words:



Instructions: Use the Palm Sunday scripture from the lesson, Matthew 21:1-11 NIV to fill in the blanks in the quiz below.

ALL ABOUT PALM SUNDAY

¹As they approached Jerusalem and came to _____ on the Mount of Olives, Jesus sent two disciples, ² saying to them, “Go to the village ahead of you, and at once you will find a _____ tied there, with her colt by her. Untie them and bring them to me. ³ If anyone says anything to you, say that the _____ needs them, and he will send them right away.”

⁴ This took place to fulfill what was spoken through the prophet:

⁵ “Say to Daughter Zion,

‘See, your _____ comes to you,
gentle and riding on a donkey,
and on a colt, the foal of a donkey.’”

⁶ The disciples went and did as Jesus had instructed them. ⁷ They brought the donkey and the colt and placed their _____ on them for Jesus to sit on. ⁸ A very large crowd spread their cloaks on the road, while others cut _____ from the trees and spread them on the road. ⁹ The crowds that went ahead of him and those that followed shouted,

“_____ to the Son of David!”

“_____ is he who comes in the name of the Lord!”

“Hosanna in the highest _____!”

¹⁰ When Jesus entered _____, the whole city was stirred and asked, “Who is this?”

¹¹ The crowds answered, “This is Jesus, the prophet from _____ in Galilee.”



PALM SUNDAY

CERTIFICATE OF COMPLETION TO

Date

Signature

